

Year R GREEN group Maths w.b. 29.6.20 We are learning to choose the correct numeral to represent an amount

*This week we are revising choosing the correct numeral to represent an amount, adding two numbers together using Numicon images and recalling doubles of numbers to 5.*

Monday/ Tuesday -








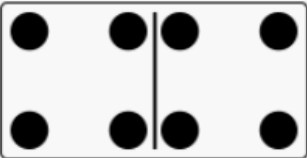

- Practice adding two groups of objects together by using whatever objects you have available at home.
- Look out for numerals to 10 in the environment - ask your child what number it is. Can they show you the number on their fingers?

Revising addition - <https://www.bbc.co.uk/iplayer/episode/b08r3xqq/numberblocks-series-2-numberblock-castle>

Revising doubles - <https://www.bbc.co.uk/iplayer/episode/b08q4jkq/numberblocks-series-2-double-trouble>


Wednesday - choosing the correct numeral to represent an amount

Can you put a ring around the numeral to match the representation?

	5	3
	2	4
	6	7
	4	3
	8	9
	6	5
	8	7
	9	8
	9	10

Thursday - finding the total of two groups by counting all of them

Write the number shown in the shaded box underneath the Numicon shape. Count all the 'holes' to find the total:




	+		=	
--	---	--	---	--



	+		=	
--	---	--	---	--



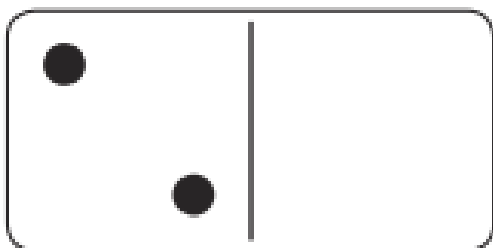
	+		=	
--	---	--	---	--



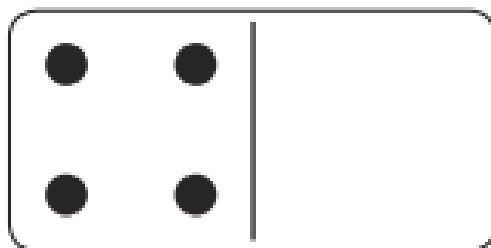
	+		=	
--	---	--	---	--

Friday -recalling doubles of number up to 10

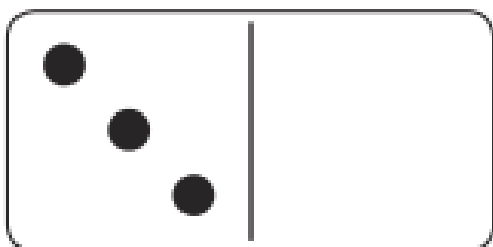
*Draw the spots on the blank side of the domino and count ALL the spots to find the total.*



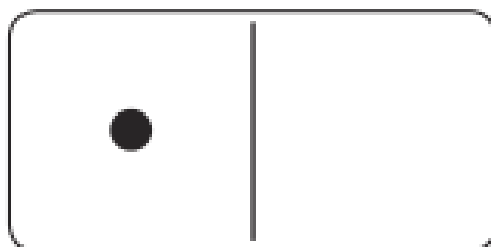
Double 2 is \_\_\_\_\_ .



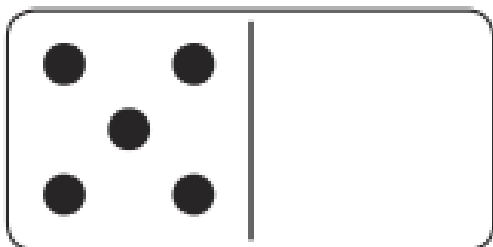
Double 4 is \_\_\_\_\_ .




Double 3 is \_\_\_\_\_ .



Double 1 is \_\_\_\_\_ .



Double 5 is \_\_\_\_\_ .



Double 0 is \_\_\_\_\_ .