

Year R Literacy w.b. 4/1/21- "Oi Frog!" RED group

For the next few weeks, our learning is based on stories by Kes Gray, starting with Oi Frog! Here is an overview of this week's activities and a day by day breakdown of activities is underneath.

Tuesday	<ul style="list-style-type: none">• Watch the story 'Oi Frog' here or read the PDF provided: https://www.youtube.com/watch?v=2da5yu6rpdg&t=150s• Talk about the rhyming pairs found in the story• If you have any of the objects/animals (soft toys/plastic) from the story, you could act out the different rhymes
Wednesday Zoom with Miss Cooke @ 10:30	<ul style="list-style-type: none">• Matching pairs from the story
Thursday Zoom with Miss Cooke @ 10:30	<ul style="list-style-type: none">• Identifying rhyming objects which frog could sit on - either print the sheet or discuss verbally
Friday	<ul style="list-style-type: none">• Oi frog sit on a speech bubble activity

Wednesday




Can you match the animals to the objects they have to sit on?



Thursday




In each line, circle the rhyming object that frog could sit on. Label each picture underneath.



Friday

Think about the work you did yesterday, which rhyming objects could the frog sit on?
Complete the speech bubble today so that the cat is telling the frog 'Oi Frog! Sit on a.....'



said _____

