

Year R Literacy Home Learning –RED w.b. 18.1.21

Monday - writing words for matching pictures **Zoom @ 10:30 today with Miss Cooke (and Thursday!)**

Can you write the words and match up the pictures that rhyme?



--	--	--



--	--	--	--	--



--	--	--	--	--

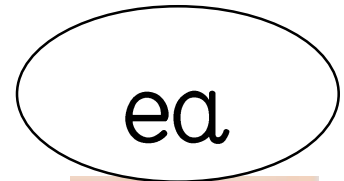



--	--	--


Now can you say the sentence to match each pair of pictures?

Oi _____ sit on a _____

Tuesday – in each column, choose one animal and one object for your story. Circle the animal and rhyming object




Now design the front cover for your Oi..... story



By _____

On the next page, Miss Cooke has made an example of how to complete the speech bubbles to show a conversation between the cat and another animal. You will need to use question marks (?) if you have written a question.




Oi Stork! Sit on
a fork.

said the cat.

Can I sit on a rock?

said the stork.



No you can
sit on a fork
or a cork.

said the cat.

Wednesday – Friday – complete the speech bubble and draw the illustrations for each animal/object pair you have chosen.

