

Focus phonemes:

s a t p i n m d

Tricky words:

dad is it in

Don't forget that it is important that your child reads the book at least three times so they can develop fluency. Hopefully by the third read they can read most of the book without having to stop to sound words out.

Don't forget to sign up to the Oxford Owl website for lots more free reading books. If you are unsure which level they are working on, please e.mail your class teacher.

In this story ...



Ant





Dad





Dad sits.

Ant dips.



It is a tin!





Ant dips.



Ant tips.



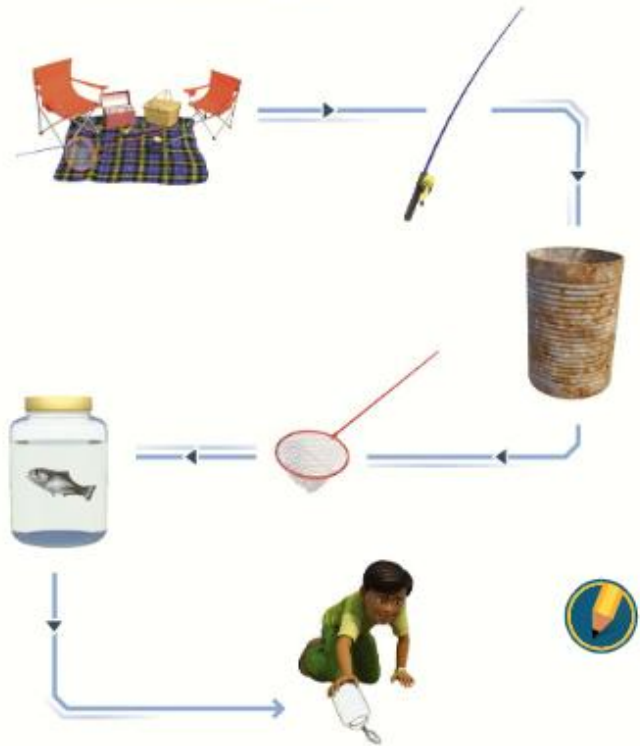
It is sad.



Ant tips it in.



Retell the story



12

After reading

- Using the story map on page 12, ask your child to retell the story in their own words. What happened at the beginning? What happened next? etc.
- Which part of the story did they like the most?

Talk with your child about the book. Here are some questions you could ask:

- What did Ant's dad think he had caught? What did he catch?
- How do you think Ant felt when he caught the fish?
- Why do you think Ant tipped the fish back into the river?

Encourage your child to read the story again. This will build their reading confidence and reading fluency.

Other things to do

You could make your own fishing game with your child. Cut out fish shapes from card. Attach paper clips to the fish and then fasten a magnet to a string for a fishing line. How many fish can your child catch?