

Literacy Spring 1 – Week 4

😊 Bonjour!

This week we are starting a new topic within Literacy. We will be looking at a short animated story called "Mon ami le Robot" which, in French means "My friend the robot"



<https://www.literacyshed.com/mon-ami-le-robot.html>



*If you are working at home or in school, we will all be completing the same steps each day.

*You don't need to print anything out – you can view this on your device, and then complete your work on paper or in an exercise book.

*There are **input videos** for these sessions, which are on the Literacy playlist on our YouTube channel. Use the links each day to access the videos you need.

*Remember, we would love to see what you are writing at home, so send a photo of your work to your class email account:

woodpecker.class@glenfieldschool.co.uk

ducks.class@glenfieldschool.co.uk

owls.class@glenfieldschool.co.uk

Monday:

*First you'll need to watch the short animated story which can be found here:

<https://www.literacyshed.com/mon-ami-le-robot.html>



*Now that you have had a look at that video clip we are going to talk about verbs. There is an **input video** for this session 'Mon ami Monday week4', which outlines and models the instructions below... it can be found here as part of the Year 2 Literacy Playlist:

<https://youtu.be/PVawRK2FU28>



*First of all, what is a verb? A verb is an action word – it is something that you do. Here is a helpful clip that give you a good understanding:

<https://www.bbc.co.uk/bitesize/topics/zrqqtfj/articles/zpxhdxs>



*Your job for today is going to be sorting past tense verbs. Past tense means that something has already happened, so a verb in the past tense means that the action has already happen, for example, the word jumpeded. Most of the time a past tense verb will end with an ed but there are some exceptions, additionally to make it even trickier, not all of them sound like they end in an ed which is very annoying!

*Today's job will be focusing on some past tense verbs of what the characters did in Mon ami le Robot. You will need to sort them into the correct column based on the ending sound:

👂 't'	👂 'd'	👂 'id'

You can either write in the words or cut and stick them:

(be careful as there are also some exception words there!)

The answers are at the end of this document.

collected	smiled
wanted	pulled
ate	swallowed
zoomed	replaced
snapped	drove
took	dived
swam	floated
investigated	tapped
yanked	searched
chased	plucked
played	grabbed

Tuesday:

There is an **input video** for this session 'Mon ami week4 Tuesday',

https://youtu.be/UF5SJqx5_14



*Now that you have learnt about past tense verbs a little and have had a good go at sorting them, we will try and use an adverb to go with it and then try and use both in a sentence.

*We have looked at adverbs a little in class but it may be a good idea to refresh your memory, here is a helpful clip to do just that!

<https://www.bbc.co.uk/bitesize/topics/zwurp8mn/articles/zgsgxfr>

*Most of the time adverbs will end in an **ly**, and those are the ones we are going to focus on being able to create and use.

*Here is an example of a sentence that you might do, remember to use the verbs from Monday to support you today.

*To create our sentences we will add a **past tense verb** and **adverb** for each of these nouns...

The boy, the robot, the submarine, the jelly fish and the angler fish,

For example:

The boy **travelled carefully**.

If you want to challenge yourself, you could also include **expanded noun phrases**:

The boy **travelled carefully in the speedy, orange and fish shaped submarine**.

Try to do the same for the other characters in the story, you can either use some lined paper or use the sentence structured lines on the next page:

The robot _____



The submarine _____



The jelly fish _____



The angler fish _____



Wednesday and Thursday:

There is an **input video** for this session 'Mon ami week4 Wednesday & Thursday',

<https://youtu.be/NGeYFe9WTbY>



*Today you should start by re-watching Mon Ami le Robot to remind yourself of the story:

<https://www.literacyshed.com/mon-ami-le-robot.html>



*We are going to focus on the key events in the story and creating our own word banks about how the boy and the robot are thinking and feeling at each of these key events. We've included a word bank you can magpie from in case you have trouble thinking of any of your own vocabulary!









*Feel free to re-watch the video as many times as you like to help you.

*There are 10 sections to complete, so we suggest you complete 5 today and 5 tomorrow.

***Keep it simple** 2 thoughts and 2 feelings for each section.

****Write like an author**: 3+ thoughts, 3+ feelings for each section. Then circle your most powerful thought and feeling for each section - which you will definitely use in your writing during the unit.

	Thoughts 🗨️	Feelings ❤️
		
		
		
		
		
		



--	--

--	--

--	--

--	--

--	--

--	--

--	--

--	--

--	--

--	--

Friday:

*Take look at today's **input video**:

<https://youtu.be/Bl5K1vrnrPYc>



*For today's lesson we will be practicing learning to write in first person ready to complete a diary entry next week where we will pretend to be the boy in the story. This means that we will be using 'I, me, my, we' when we write.

For example, the start of the diary entry for this video might be:

**Keep it simple:*

Last week I played happily with my robot. He had no power left and stopped working. I felt upset.

**Write like an author:*

Last Monday I played happily with my friendly, red robot until suddenly his round, headlight eyes switched off and he dropped to the floor. I felt annoyed because we were in the middle of a great game but I knew it had happened because he had run out of power. 'Are there any power orbs left?' I thought to myself.



*See if you can have a go at writing in 1st person for these 2 images near the start of the video. You will have come up with some thoughts and feelings for them over the past 2 days which you should use to support you; as well as the verb and adverb work from the start of the week.

*Try to include all of the skills that you have learnt about this week:

- 1st person – I, me, my, we
- past tense verbs
- adverbs
- thoughts/feelings
- punctuation

*If you are aiming for the 'write like an author' challenge, then you also need to include expanded noun phrases to add even more detail for your reader.

Answers to Monday's sorting:

 't'	 'd'	 'id'
snapped	zoomed	collected
chased	dived	wanted
replaced	played	floated
tapped	grabbed	investigated
searched	smiled	
plucked	pulled	
yanked	swallowed	