

Year R Maths w.b. 25.1.21 - Blue group

Monday - making 6, 7 and 8

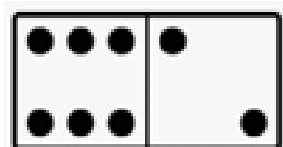


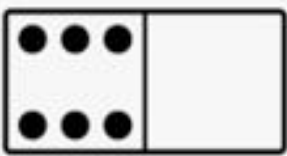
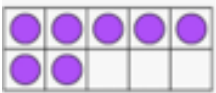
Using objects or toys from around your house, can you make groups of 6, 7 or 8?



How can you arrange them on the tens frame below? Take photos of the different arrangements you made for each number of objects!

Tuesday - Zoom session @ 10:30am with Miss Cooke

Today we are thinking about different representations of 6, 7 and 8 and how we can show these numbers in different ways. What numbers are represented by the different images?



Friday - making pairs- watch the video sent to you!

- Talk with your child about what a pair is - 2 things exactly the same
- Present your child with a mixed up selection of shoes or socks - can they put them into pairs
- Give your child a selection of small objects, some of which there are two of - can they put the objects into pairs? What number of objects can you make pairs with? Which numbers can you not make pairs with?
- If you have a 'pairs' or 'memory' game at home - play pairs together/with a sibling - how do we know which cards pair up?
- Cut out the cards on the next page - can they pair up the cards which represent the same number? Use the blank cards to make your own pairs game!

Take photos of your child completing these activities!

