






<p><b>comprehension activity...on your own!</b></p>				
<p><b>Writing 1</b>  <b>Verb collecting</b>  <b>Writing Zoom 10am-Mrs Anderson</b>  <b>Verb examples-website in extra resources.</b></p>	<p><b>Writing 2</b>          Have a look at the picture, what verbs can you see happening? Write them down.          What <b>nouns</b> (objects, people/animals, places) and <b>adjectives</b> (words that describe the nouns) can you see? Write them down.          Now use the <b>verbs</b>, <b>nouns</b> and the <b>adjectives</b> in sentences.</p> <p style="text-align: center;"><b>Summer Words</b></p> 	<p><b>Writing 3</b>  <b>Wednesday</b>          What is happening in the pictures? Fill in the <b>verbs</b>.          Use the <b>verbs</b> in sentences or write a short story about one of the pictures.</p> 	<p><b>Writing 4</b>  <b>Thursday</b>          Opposite <b>verbs</b>. <b>Stop</b> is the opposite to <b>start</b>. <b>Open</b> is the opposite to <b>close</b>.          Snap or pairs. <b>Print</b> and <b>cut</b> up or make your own cards. Then <b>play</b> either snap or pairs with them. A pair is two opposite <b>verbs</b>, <b>win</b> and <b>lose</b>. Snap is two opposite <b>verbs</b>, <b>float</b> and <b>sink</b>.</p> 	<p><b>Writing 5</b>  <b>Adding suffix 'er' to verbs to make nouns.</b></p> <p><b>Friday</b>          Today we are going to use <b>verbs</b> to make <b>nouns</b> by adding a 'er' (a suffix) to the end of the <b>verb</b>.          Adding the suffix 'er' to a <b>verb</b> (an action word-something you can do) turns the word into a <b>noun</b>. Notice that the root word, the <b>verb</b> you start with, does not change when you add the 'er'.</p> <p style="text-align: center;"><b>help + er = helper</b>  <b>jump + er = jumper</b></p>
<p><b>Handwriting</b>          Choose 5 tricky words from Mondays phonics activity and practise writing these in your neatest handwriting. Chose the best written word and put a smiley face above it. Choose the word that needs some more practise. This is the word you will start with tomorrow.  <b>Do a row of each word when practising each day.</b></p>	<p><b>Handwriting</b>          Practise the word that needed more practise from yesterday's handwriting.          Choose 5 tricky words from Mondays phonics activity and practise writing these in your neatest handwriting. Chose the best written word and put a smiley face above it. Choose the word that needs some more practise. This is the word you will start with tomorrow.</p>	<p><b>Handwriting</b>          Practise the word that needed more practise from yesterday's handwriting.          Choose 5 tricky words from Mondays phonics activity and practise writing these in your neatest handwriting. Chose the best written word and put a smiley face above it. Choose the word that needs some more practise. This is the word you will start with tomorrow.</p>	<p><b>Handwriting</b>          Practise the word that needed more practise from yesterday's handwriting.          Choose 5 tricky words from Mondays phonics activity and practise writing these in your neatest handwriting. Chose the best written word and put a smiley face above it. Choose the word that needs some more practise. This is the word you will start with tomorrow.</p>	<p><b>Handwriting</b>          Practise the word that needed more practise from yesterday's handwriting.          Choose 5 tricky words from Mondays phonics activity and practise writing these in your neatest handwriting. Chose the best written word and put a smiley face above it.</p>
<p><b>Activities to complete during the week</b></p>				
<p>RE – creation</p>	<p>RE - creation</p>	<p>PE  <a href="https://youtube.com/channel/UCdftYrJg-wuLh_INH5HOMLQ">https://youtube.com/channel/UCdftYrJg-wuLh_INH5HOMLQ</a>   <a href="https://www.youtube.com/user/CosmicKidsYoga">https://www.youtube.com/user/CosmicKidsYoga</a>   <a href="https://www.youtube.com/watch?v=RYgIVc5Jvjg">https://www.youtube.com/watch?v=RYgIVc5Jvjg</a>  <a href="https://www.youtube.com/watch?v=-Qha14yMQF0">https://www.youtube.com/watch?v=-Qha14yMQF0</a>           Joe Wicks PE lessons are on in the mornings if you prefer these.</p>	<p>ICT – what is the internet?          Researching tigers.</p>	<p>Finishing off any jobs that haven't been done yet.</p>

<b>Other activities completed during the week. E.g. cooking, writing my own story or information page, creating something linked with the learning, a maths quiz with my adult, acting out a story, singing a song, making a musical instrument with junk modelling. These are just a few ideas, I am sure you will have lots more ideas to share with us through the class emails...enjoy😊</b>				

