

Year R Maths Home Learning - Orange group w.b. 1.2.21: Combining 2 groups

This week we are beginning to look at adding two groups together (which total 10 or less), starting by practically using objects to find the total and then moving onto different pictorial representations.

Monday - practical addition with objects

Watch the Numberblocks episode: <https://www.bbc.co.uk/iplayer/episode/b08r3xqq/numberblocks-series-2-numberblock-castle>

Today you are going to practice combining (adding) two groups together to find a total (10 or less) by using practical objects you have around the house. As you do the task, can you talk about what you're doing e.g. "I have 3 in this group and 4 in this group. Altogether I have 7"

Key vocabulary to talk about addition:

add total altogether plus

Here are some examples of practical addition in action - maybe you could take some photos of what you do ?

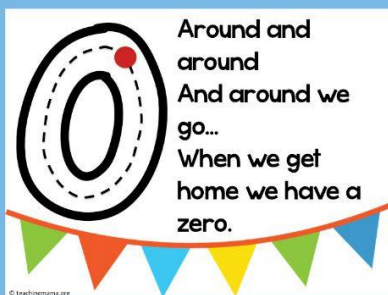


Wednesday - practising number formation

You do not need to just do this with paper + pencil or whiteboard + pen. You can practice in different media such as flour, sand, rice etc.

Number Formation Rhymes

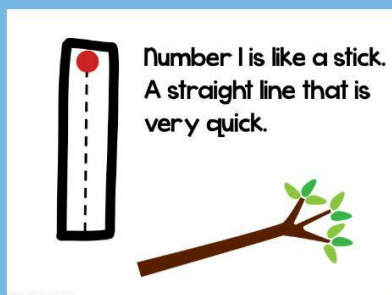
Free Printable at TeachingMama.org



0


Around and around
And around we go...
When we get home we have a zero.

© teachingmama.org




1

Number 1 is like a stick.
A straight line that is very quick.



© teachingmama.org



2

Around and back on the railroad track.
Two, two,
Two, two!



© teachingmama.org

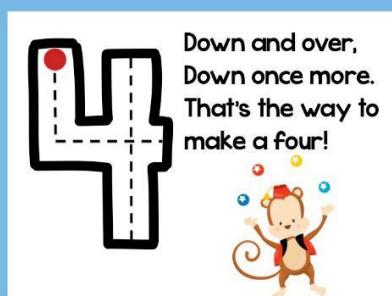


3

Around a tree,
Around a tree.
That's the way to make a three!




© teachingmama.org



4

Down and over,
Down once more.
That's the way to make a four!



© teachingmama.org

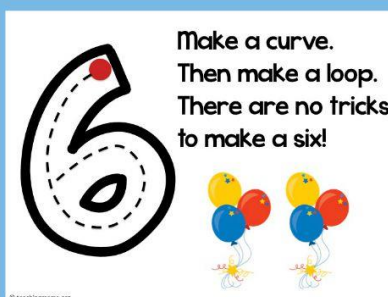


5

Straight line down,
Then around.
Hat on top
And five's a clown!




© teachingmama.org



6

Make a curve.
Then make a loop.
There are no tricks to make a six!



© teachingmama.org




7

Across the sky
And down from heaven.
That's the way to make a seven!




© teachingmama.org

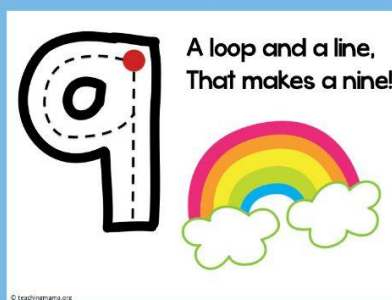


8

Make an S
And do not wait.
Go back up
And that's an eight!




© teachingmama.org

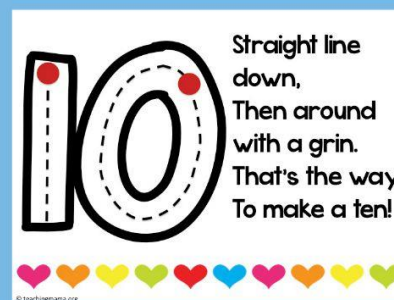


9

A loop and a line,
That makes a nine!




© teachingmama.org



10

Straight line down,
Then around with a grin.
That's the way To make a ten!



© teachingmama.org

Thursday - combining two groups using a picture - [link to lesson video will be sent out](#)

Look at the picture below, what number sentences can you make? Say them first, for example: " 3 goats and 4 cows makes 7 in total" . Then write the number sentence in the squares.



	+		=	
--	---	--	---	--

	+		=	
--	---	--	---	--

	+		=	
--	---	--	---	--

	+		=	
--	---	--	---	--

--	--	--	--	--

--	--	--	--	--

--	--	--	--	--

--	--	--	--	--

--	--	--	--	--

--	--	--	--	--

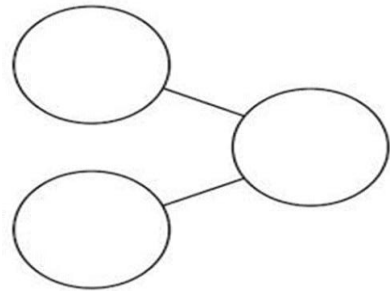
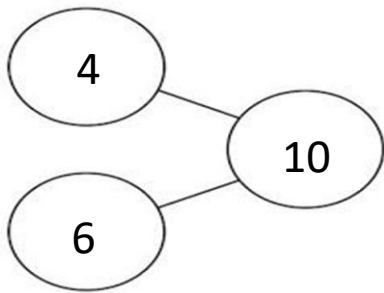
Friday - combining two groups using a picture - refer back to yesterday's video

Look at the picture below, what number sentences can you make? Say them first, for example : "4 sting rays and 6 crabs makes 10 altogether" . Write the number sentence and complete the part-part whole - the total goes in the right-hand circle of the model on this occasion)



4	+	6	=	10
---	---	---	---	----

	+		=	
--	---	--	---	--



--	--	--	--	--

--	--	--	--	--

