

## Year R Maths Home Learning - Green group w.b. 1.2.21: Combining 2 groups

This week we are beginning to look at adding two groups together (which total 5 or less), starting by practically using objects to find the total and then moving onto different pictorial representations.

### Monday - practical addition with objects

Watch the Numberblocks episode: <https://www.bbc.co.uk/iplayer/episode/b08r3xqq/numberblocks-series-2-numberblock-castle>

Today you are going to practice combining (adding) two groups together to find a total (5 or less) by using practical objects you have around the house. As you do the task, can you talk about what you're doing e.g. "I have 3 in this group and 2 in this group. Altogether I have 5"

Key vocabulary to talk about addition:

**add            total            altogether            plus**

Here are some examples of practical addition in action - maybe you could take some photos of what you do ?

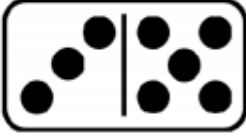
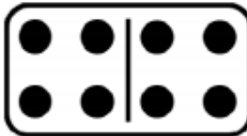
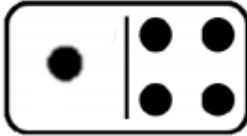
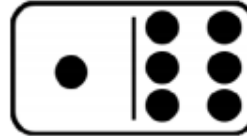
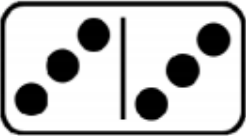
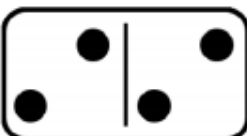
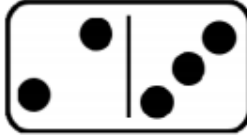
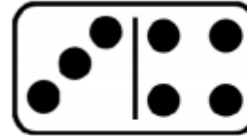
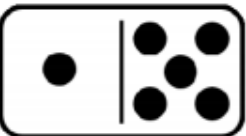

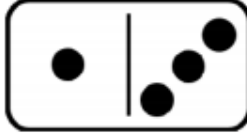



This is a discussion activity - your child doesn't need to record anything from this task! The focus is on accurate counting of the separate groups and finding the total of the two groups. If you have a set of real dominoes, feel free to use those instead.



How many spots do the dominoes have on each side?

How many do they have altogether?

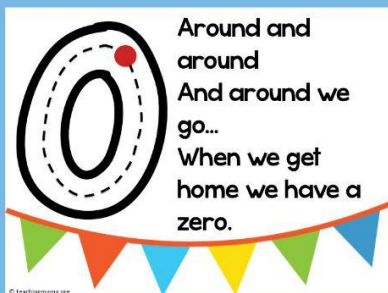
			
			
			

Wednesday - practising number formation

You do not need to just do this with paper + pencil or whiteboard + pen. You can practice in different media such as flour, sand, rice etc.

# Number Formation Rhymes

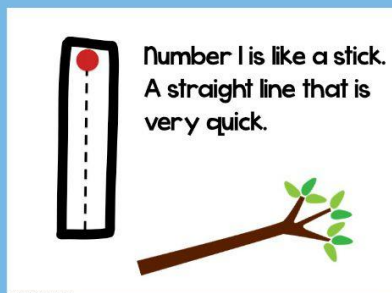
Free Printable at [TeachingMama.org](http://TeachingMama.org)



0


Around and around  
And around we go...  
When we get home we have a zero.

© teachingmama.org



1

Number 1 is like a stick.  
A straight line that is very quick.



© teachingmama.org



2

Around and back on the railroad track.  
Two, two, Two, two!



© teachingmama.org

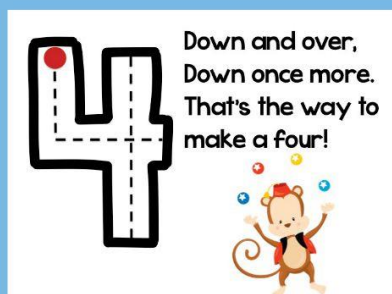


3

Around a tree,  
Around a tree.  
That's the way to make a three!




© teachingmama.org




4

Down and over,  
Down once more.  
That's the way to make a four!



© teachingmama.org

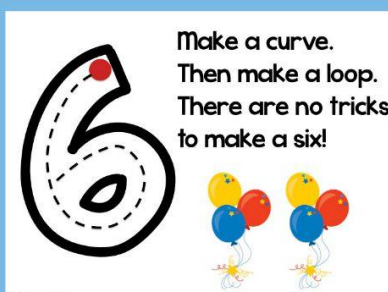


5

Straight line down,  
Then around.  
Hat on top  
And five's a clown!




© teachingmama.org



6

Make a curve.  
Then make a loop.  
There are no tricks to make a six!



© teachingmama.org




7

Across the sky  
And down from heaven.  
That's the way to make a seven!




© teachingmama.org




8

Make an S  
And do not wait.  
Go back up  
And that's an eight!




© teachingmama.org

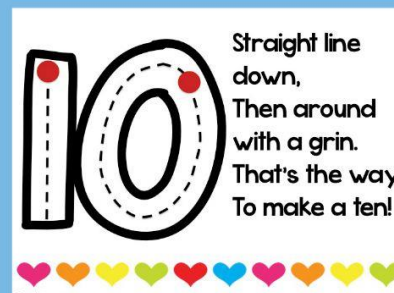


9

A loop and a line,  
That makes a nine!




© teachingmama.org



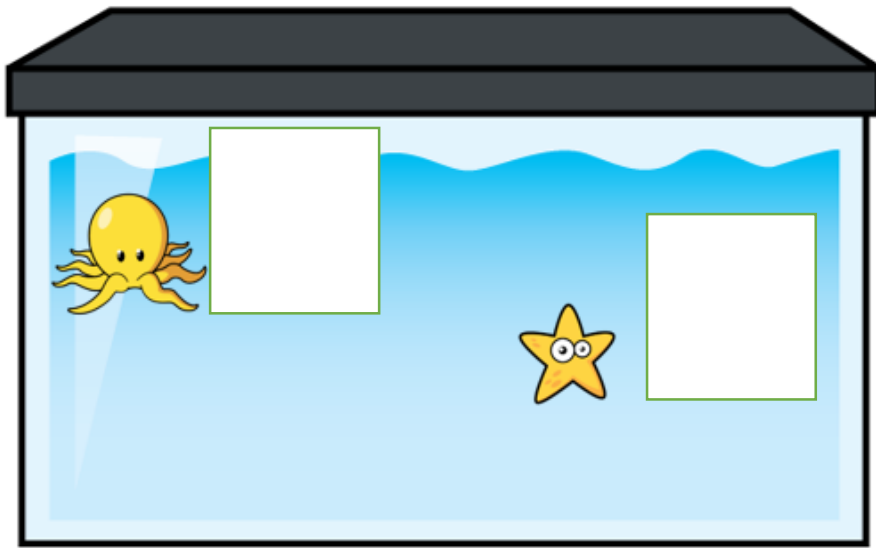
10

Straight line down,  
Then around with a grin.  
That's the way To make a ten!

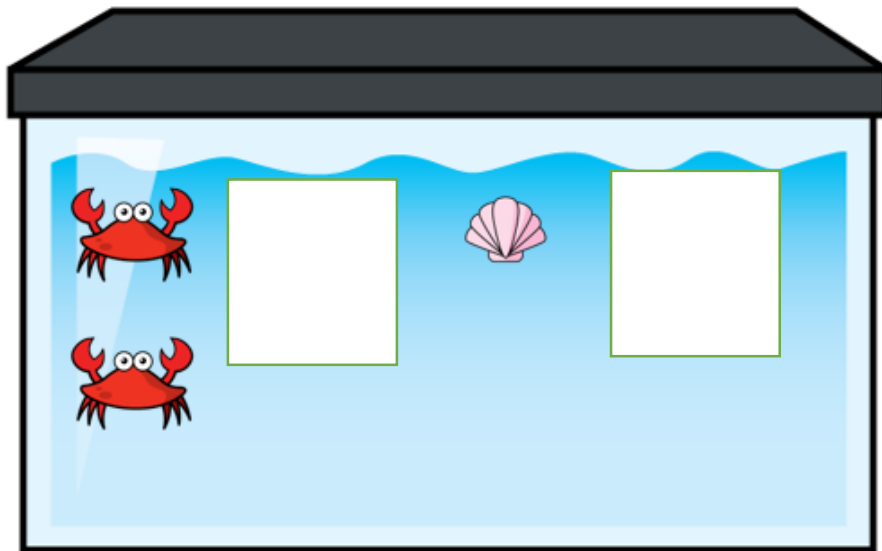



© teachingmama.org



Thursday and Friday - combining two groups using a picture - [link to lesson video will be sent out](#)  
Count how many sea creatures there are in each group, then record the total in the star.




**TOTAL**

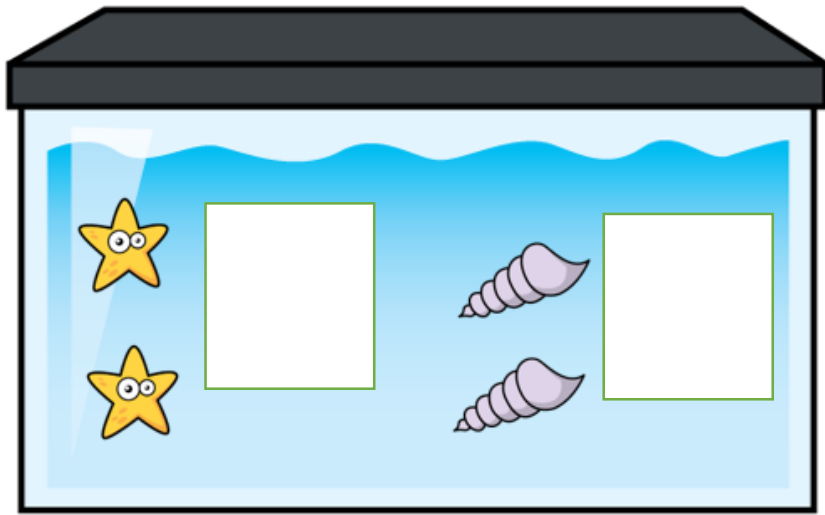


**TOTAL**

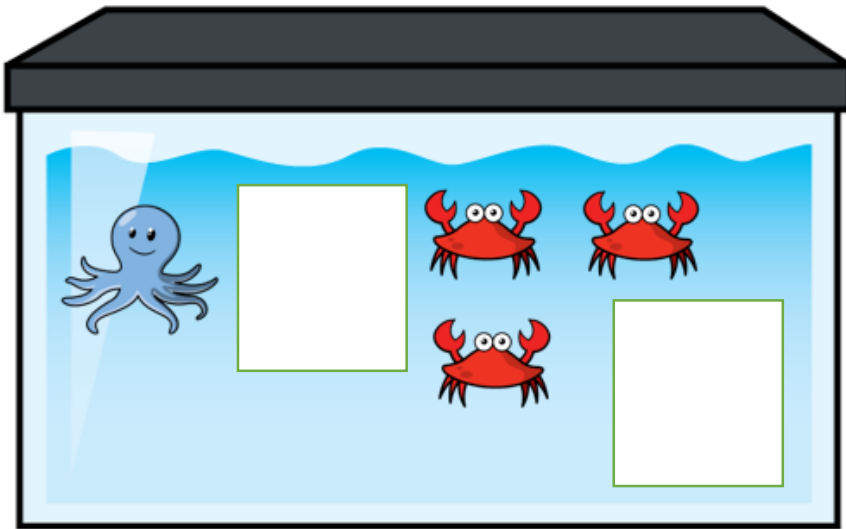



**TOTAL**






TOTAL



TOTAL



**Challenge:**

Choose 2 different groups of animals - what is the total of those two groups?

