
















Monday	Tuesday	Wednesday	Thursday	Friday															
Zoom time table for week 5-1st Feb below. Details via MMe																			
Phonics 1 Youtube video Monday-tricky words https://www.youtube.com/watch?v=sleDXwxDjX8&list=PL4osCss6j4gI-Eu8cA2l0bsAO_dnczrkH	Phonics 2 Phonics Zoom 11:30am-Mrs Anderson Sounds –oo ue ew https://www.youtube.com/watch?v=sleDXwxDjX8&list=PL4osCss6j4gI-Eu8cA2l0bsAO_dnczrkH	Phonics 3 Sounds –oo ue ew https://www.youtube.com/watch?v=sleDXwxDjX8&list=PL4osCss6j4gI-Eu8cA2l0bsAO_dnczrkH	Phonics 4 Phonics Zoom 11:30am-Mrs Anderson Sounds –oi oy https://www.youtube.com/watch?v=sleDXwxDjX8&list=PL4osCss6j4gI-Eu8cA2l0bsAO_dnczrkH	Phonics 5 Sounds –oi oy https://www.youtube.com/watch?v=sleDXwxDjX8&list=PL4osCss6j4gI-Eu8cA2l0bsAO_dnczrkH															
Spelling 1 spell words containing ie saying /igh/.	Spelling 2 spell words containing ie saying /igh/.	Spelling 3 	Spelling 4 	Spelling 5 Tricky words															
Maths 1 Number bonds Hit the button https://www.topmarks.co.uk/maths-games/hit-the-button	Maths 2  forwards and backwards  round and round	Maths 3 Maths Zoom 11:30am-Mrs Anderson 	Maths 4 Right and Left Drawing <div style="border: 1px solid green; padding: 5px; margin-bottom: 5px;"> Draw a circle to the right of the house.  </div> <div style="border: 1px solid green; padding: 5px;"> Draw a square to the right of the tree.  </div>	Maths 5 Animals Turning Anticlockwise Cut and paste the animals at the different turning points. <table border="1" style="width: 100%; text-align: center;"> <thead> <tr> <th>Start position</th> <th>One-quarter turn anticlockwise</th> <th>Half turn anticlockwise</th> <th>Three-quarter turn anticlockwise</th> <th>Full turn anticlockwise</th> </tr> </thead> <tbody> <tr> <td></td> <td></td> <td></td> <td></td> <td></td> </tr> <tr> <td></td> <td></td> <td></td> <td></td> <td></td> </tr> </tbody> </table>	Start position	One-quarter turn anticlockwise	Half turn anticlockwise	Three-quarter turn anticlockwise	Full turn anticlockwise										
Start position	One-quarter turn anticlockwise	Half turn anticlockwise	Three-quarter turn anticlockwise	Full turn anticlockwise															
																			
																			
Reading 1 Guided reading Zoom 12pm-Miss Kent Complete the follow on task form Miss Kent’s zoom session And /Or Read for 15-20 minutes, a book of your own, reading theory, or use a link from the reading section on the useful links document in the year 1 area-extra resources.	Reading 2 Read for 15-20 minutes, a book of your own, reading theory, or use a link from the reading section on the useful links document in the year 1 area-extra resources.	Reading 3 60 second read-choose the text that you are confident with.	Reading 4 Guided reading Zoom 12pm-Miss Collins Complete the follow on task form Miss Collin’s zoom session And /Or Read for 15-20 minutes, a book of your own, reading theory, or use a link from the reading section on the useful links document in the year 1 area-extra resources.	Reading 5 Reading Zoom 11:30am-Mrs Anderson Practice the reading skill from Mrs Anderson’s zoom session when reading for 15-20 minutes, a book of your own, reading theory, or use a link from the reading section on the useful links document in the year 1 area-extra resources.															

<p>Writing 1 Writing Zoom 11:30am-Mrs Anderson</p> 	<p>Writing 2</p> <table border="1" data-bbox="519 140 898 284"> <thead> <tr> <th></th> <th>Action Word</th> <th>Add -er</th> <th>Picture</th> </tr> </thead> <tbody> <tr> <td>a)</td> <td>farm</td> <td>farm</td> <td></td> </tr> <tr> <td>b)</td> <td>bowl</td> <td></td> <td></td> </tr> <tr> <td>c)</td> <td></td> <td>walker</td> <td></td> </tr> </tbody> </table>		Action Word	Add -er	Picture	a)	farm	farm		b)	bowl			c)		walker		<p>Writing 3</p> <table border="1" data-bbox="929 140 1308 347"> <tbody> <tr> <td>print</td> <td>read</td> <td>catch</td> <td>teach</td> </tr> <tr> <td>tal</td> <td>listr</td> <td>wa</td> <td>but</td> </tr> </tbody> </table>	print	read	catch	teach	tal	listr	wa	but	<p>Writing 4</p> <p>2) Match the verb to the noun that is made when y the suffix er. You can cut out the words and stick th to each other or write them next to each other with a space between.</p> <table border="1" data-bbox="1339 225 1718 331"> <tbody> <tr> <td>teach</td> <td>build</td> <td>farm</td> <td>cle</td> </tr> <tr> <td>catch</td> <td>walk</td> <td>bowl</td> <td>si</td> </tr> </tbody> </table>	teach	build	farm	cle	catch	walk	bowl	si	<p>Writing 5</p>  <p>I bake bread. I photograph things. I build houses. I drive</p>
	Action Word	Add -er	Picture																																	
a)	farm	farm																																		
b)	bowl																																			
c)		walker																																		
print	read	catch	teach																																	
tal	listr	wa	but																																	
teach	build	farm	cle																																	
catch	walk	bowl	si																																	
<p>Handwriting Letters r, n, m, h, b, p, k Practise the clockwise letters. A row of each. Smiley face the best and pick the one to that needs more practise, start with this tomorrow. Videos on youtube link https://www.youtube.com/watch?v=sleDXwxDjX8&list=PL4osC6j4qI-Eu8cA210bsAO_dnczrkH</p>	<p>Handwriting Letters r, n, m, h, b, p, k Practise the clockwise letters. A row of each. Smiley face the best and pick the one to that needs more practise, start with this tomorrow. Videos on youtube link https://www.youtube.com/watch?v=sleDXwxDjX8&list=PL4osC6j4qI-Eu8cA210bsAO_dnczrkH</p>	<p>Handwriting Letters r, n, m, h, b, p, k Practise the clockwise letters. A row of each. Smiley face the best and pick the one to that needs more practise, start with this tomorrow. Videos on youtube link https://www.youtube.com/watch?v=sleDXwxDjX8&list=PL4osC6j4qI-Eu8cA210bsAO_dnczrkH</p>	<p>Handwriting Letters r, n, m, h, b, p, k Practise the clockwise letters. A row of each. Smiley face the best and pick the one to that needs more practise, start with this tomorrow. Videos on youtube link https://www.youtube.com/watch?v=sleDXwxDjX8&list=PL4osC6j4qI-Eu8cA210bsAO_dnczrkH</p>	<p>Handwriting Letters r, n, m, h, b, p, k Practise the clockwise letters. A row of each. Smiley face the best and pick the one to that needs more practise, start with this tomorrow. Videos on youtube link https://www.youtube.com/watch?v=sleDXwxDjX8&list=PL4osC6j4qI-Eu8cA210bsAO_dnczrkH</p>																																
<p>Activities to complete during the week</p>																																				
<p>Science Finding out about materials and their properties, linked to waterproof materials and the best material to fix a broken umbrella. Work through the presentation through the week.</p>	<p>PE https://youtube.com/channel/UCdftYrJg-wuLh_INH5HOMLQ https://www.youtube.com/user/CosmicKidsYoga https://www.youtube.com/watch?v=RYglVc5Jvjg https://www.youtube.com/watch?v=-Qha14yMQF0 Joe Wicks PE</p>	<p>PSHE On the website there is a separate PSHE page where there are various PSHE tasks to complete – This half term our theme is ‘going for goals’ What are your goals for 2021?</p>	<p>Music Mrs Kerr has put some music activity ideas on the school website. Why don't you go and have a look?</p>																																	

	Monday	Tuesday	Wednesday	Thursday	Friday
	Year 1 Writing Zoom 11:30am	Year 1 Phonics Zoom 11:30am	Year 1 Maths Zoom 11:30am	Year 1 Phonics Zoom 11:30am	Year 1 Reading Skills Zoom 11:30am
	Year 1 Guided Reading Zoom 12:00			Year 1 Guided Reading Zoom 12:00	
		Deer Whole Class Zoom 10am			Deer Whole Class Zoom 10am
		Foxes Whole Class Zoom 10am		Foxes Whole Class Zoom 10am	
			Badgers Whole Class Zoom 9:30am		Badgers Whole Class Zoom 9:30am

