

























Monday	Tuesday	Wednesday	Thursday	Friday								
Zoom time table for week 5-1st Feb below. Details via MMe												
<p>Phonics 1 Watch and join in the video https://www.youtube.com/watch?v=J8KR8ThoPI4 Monday</p> 	<p>Phonics 2 Phonics Zoom 11:30am-Mrs Anderson Watch and join in the video https://www.youtube.com/watch?v=DipcahxNSU4 Tuesday</p> <p>Phase 2 Initial Sound and Picture Matching</p> 	<p>Phonics 3 Watch and join in the video https://www.youtube.com/watch?v=D8etBZWtGL4 Wednesday</p> <p>Phase 2 Initial Sound and Picture Matching</p> 	<p>Phonics 4 Phonics Zoom 11:30am-Mrs Anderson Watch and join in the video https://www.youtube.com/watch?v=8rejIMU6a44 Thursday</p> <p>CVC Word and Picture Matching</p> 	<p>Phonics 5 Watch and join in the video https://www.bbc.co.uk/bitesize/topics/zf2yf4j/articles/zdrd8xs Friday</p> <p>Try to say each tricky word in a sentence.</p> 								
<p>Spelling 1 CVC words Look Trace</p> 	<p>Spelling 2</p> 	<p>Spelling 3 Winter-Themed Phase 2 Say It, Join It, Write It</p> <p>Look at the picture. Say the word. Join the letters to build the word then, write the word.</p> 	<p>Spelling 4 Phase 2 CVC word Building</p> <p>Cut out the letters from the burger's bag and put them back where they belong.</p> 	<p>Spelling 5</p> 								
<p>Maths 1 Number bonds</p> <table border="1" data-bbox="118 802 488 946"> <tr> <td>3</td> <td>8</td> <td>5</td> <td>9</td> </tr> <tr> <td>1</td> <td>2</td> <td>4</td> <td>6</td> </tr> </table>	3	8	5	9	1	2	4	6	<p>Maths 2 findings by drawing or writing in the table below.</p> <p>up and down</p> 	<p>Maths 3 Maths Zoom 11:30am-Mrs Anderson</p> 	<p>Maths 4 Right and Left Drawing</p> <p>Draw a circle to the right of the house.</p>  <p>Draw a square to the right of the tree.</p> 	<p>Maths 5</p> <p>Draw a star to the right of the hamster.</p>  <p>Draw a circle to the right of the tiger.</p> 
3	8	5	9									
1	2	4	6									
<p>Reading 1 Guided reading Zoom 12pm-Miss Kent Complete the follow on task form Miss Kent's zoom session.</p>	<p>Reading 2 Read the sentence. Add the information to the picture.</p> <p>The cat has a hat.</p>  <p>The red hen is on the hut.</p> 	<p>Reading 3 It is...</p> 	<p>Reading 4 Guided reading Zoom 12pm-Miss Collins Complete the follow on task form Miss Collin's zoom session.</p>	<p>Reading 5 Reading Zoom 11:30am-Mrs Anderson Practice the reading skill from Mrs Anderson's zoom session.</p>								
<p>Writing 1 Writing Zoom 11:30am-Mrs Anderson</p>  	<p>Writing 2</p>  	<p>Writing 3 Read the word and then</p> <p>sip</p> 	<p>Writing 4 Have a go at writing a sentence for each verb. Use sentence starter I can</p> <p>sin</p>	<p>Writing 5</p> <p>Look for verbs that people in your house are doing. Say what people in your house are doing during the day. Say what verbs people are doing. Mum can cook. Dad can Hoover. I can read. Help your adult to write down the verbs that you say.</p> <hr/> <hr/>								

<p>Handwriting Letters r, n, m, h, b, p, k Practise the clockwise letters. A row of each. Smiley face the best and pick the one to that needs more practise, start with this tomorrow. Videos on youtube link https://www.youtube.com/watch?v=sleDXwxDjX8&list=PL4osCss6j4gI-Eu8cA2l0bsAO_dnczrkH</p>	<p>Handwriting Letters r, n, m, h, b, p, k Practise the clockwise letters. A row of each. Smiley face the best and pick the one to that needs more practise, start with this tomorrow. Videos on youtube link https://www.youtube.com/watch?v=sleDXwxDjX8&list=PL4osCss6j4gI-Eu8cA2l0bsAO_dnczrkH</p>	<p>Handwriting Letters r, n, m, h, b, p, k Practise the clockwise letters. A row of each. Smiley face the best and pick the one to that needs more practise, start with this tomorrow. Videos on youtube link https://www.youtube.com/watch?v=sleDXwxDjX8&list=PL4osCss6j4gI-Eu8cA2l0bsAO_dnczrkH</p>	<p>Handwriting Letters r, n, m, h, b, p, k Practise the clockwise letters. A row of each. Smiley face the best and pick the one to that needs more practise, start with this tomorrow. Videos on youtube link https://www.youtube.com/watch?v=sleDXwxDjX8&list=PL4osCss6j4gI-Eu8cA2l0bsAO_dnczrkH</p>	<p>Handwriting Letters r, n, m, h, b, p, k Practise the clockwise letters. A row of each. Smiley face the best and pick the one to that needs more practise, start with this tomorrow. Videos on youtube link https://www.youtube.com/watch?v=sleDXwxDjX8&list=PL4osCss6j4gI-Eu8cA2l0bsAO_dnczrkH</p>
---	---	---	---	---

Activities to complete during the week

<p>Science Finding out about materials and their properties, linked to waterproof materials and the best material to fix a broken umbrella. Work through the presentation through the week.</p>	<p>PE Jasmine class accounts-logins via Marvellous me. https://youtube.com/channel/UCdftYrJg-wuLh_INH5HOMLQ https://www.youtube.com/user/CosmicKidsYoga https://www.youtube.com/watch?v=RYglVc5Jvjg https://www.youtube.com/watch?v=-Qha14yMQF0 Joe Wicks PE lessons on youtube</p>	<p>PSHE On the website there is a separate PSHE page where there are various PSHE tasks to complete – This half term our theme is ‘going for goals’ What are your goals for 2021?</p>	<p>Music Mrs Kerr has put some music activity ideas on the school website. Why don’t you go and have a look?</p>	
--	---	--	--	--

Monday	Tuesday	Wednesday	Thursday	Friday
Year 1 Writing Zoom 11:30am	Year 1 Phonics Zoom 11:30am	Year 1 Maths Zoom 11:30am	Year 1 Phonics Zoom 11:30am	Year 1 Reading Skills Zoom 11:30am
Year 1 Guided Reading Zoom 12:00			Year 1 Guided Reading Zoom 12:00	
	Deer Whole Class Zoom 10am			Deer Whole Class Zoom 10am
	Foxes Whole Class Zoom 10am		Foxes Whole Class Zoom 10am	
		Badgers Whole Class Zoom 9:30am		Badgers Whole Class Zoom 9:30am