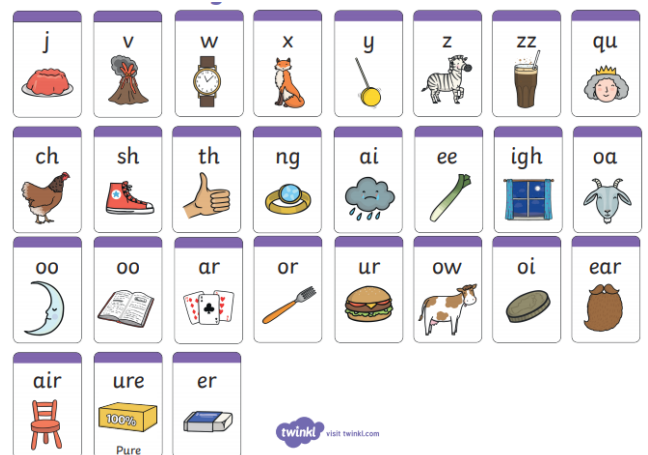



Year R Literacy Home Learning ORANGE - w.b. 8.2.21

This week is our 'final outcome' task for our non-fiction fact file about the life-cycle of a frog. This task is an opportunity for your child to **INDEPENDENTLY** apply what they have learned over the previous 2 weeks, both in terms of information and structuring sentences. Before they start writing, it might be worthwhile to go back through their work from the past two weeks so they can remind themselves of the facts and what a sentence needs. Below are some things they might find helpful to refer to for their writing. Please encourage them to be as independent as possible when writing their sentences.




Feel free to get your child complete the writing in the way you feel they best will be able to show what they can do independently e.g. do a bit each day of the week or sit and do it in two longer chunks. **If your child is in school part-time and home part-time it might be worth asking them what they have already done in school and then anything they do at home, please can they take to school with them.**

Our **Zoom on Monday** will be an explanation of the task whilst our **Thursday** session will be an opportunity for the children to share their work. If you wish to email photos of your child's work for me to share in the session, please send to rabbits.class@glenfieldschool.co.uk

Here are the marking symbols the children's work would be assessed against if they were doing this in school: sounds, finger spaces, writing on line, neat handwriting, full stops!

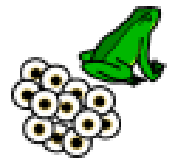


The Life Cycle of a Frog



by _____

Stage 1



The _____ lays _____
called _____.

Stage 2



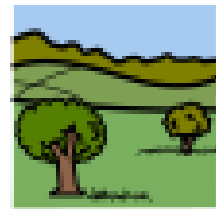
The eggs _____

Stage 3



The tadpole gets _____

Stage 4



Stage 5

