

Year R Maths Home Learning GREEN group - w.b. 8.2.21

This week we are learning about length, height and time. We will be comparing length and height of objects and using non-standard units to measure. On Wednesday, we will be thinking about different aspects of time.

Monday - comparing lengths - Loom video link will be sent out

Length is measuring how long something is from end to end when it is laid down flat. We can measure length using millimetres, centimetres, metres or kilometres. We use these words to talk about length:

long longer longest short shorter shortest

Today we are going to be looking for objects which are longer, shorter or the same length as your foot. Get a grown up to draw around your foot (or draw around the bottom of your shoe!) and complete the table below by drawing or writing objects in the right place:






<u>Longer than my foot</u>	<u>The same length as my foot</u>	<u>Shorter than my foot</u>

Tuesday - measuring with non-standard units (see yesterday's Loom video)

Before we learn to measure using in standard units (mm/cm/m) with a ruler, metre stick or a measuring tape, we start by measuring with non-standard units for example by putting pasta shapes or paper clips next to each other:



Now choose a non-standard unit to measure the length of the following objects and record how many:

Object	Number of bricks/ paperclips/pieces of pasta long
	
	
 <p>(book)</p>	
 <p>(phone)</p>	
 <p>(DVD)</p>	

Wednesday - Time - Zoom with Miss Cooke @ 10:30am

If you missed the Zoom session, watch the story of Mr Wolf's week

(<https://www.youtube.com/watch?v=nCp9NIzmgtw>) . Talk with your grown up about what Mr Wolf does and wears each day of the week.

Sing the days of the week song: <https://www.youtube.com/watch?v=oKqAblcwFOA>

Complete a diary of what you do each day of the week:

<u>Day</u>	<u>Activities</u>

Thursday - Height - [link to Loom video will be sent out](#)

Height is measuring how tall something is from top to bottom when it is stood up. We can measure height using millimetres, centimetres or metres. We use these words to talk about height:

tall taller tallest short shorter shortest

Today we are going to be looking for objects which are taller than you, the same height as you and objects that are shorter than you. Complete the table below by drawing or writing the objects you found:





<u>Taller than me</u>	<u>The same height as me</u>	<u>Shorter than me</u>

Friday- measuring with non-standard units (see yesterday's Loom video)

Before we learn to measure using in standard units (mm/cm/m) with a ruler, metre stick or a measuring tape, we start by measuring with non-standard units for example by putting Lego bricks, building blocks or Duplo pieces on top of each other



Now choose a non-standard unit to measure the height of the following objects and record how many:

Object	Number of blocks/Lego bricks high
	
	
	
	
 <p data-bbox="363 1973 405 1998">toy</p> 