




















Monday	Tuesday	Wednesday	Thursday	Friday
<p>Zoom time table for year 1 zooms below. Details sent via MME</p>				
<p>Phonics 1</p> <p><small>Monday</small> https://www.youtube.com/watch?v=KzD-w7KzGM</p> <p>CVC Word and Picture Matching Worksheet</p> 	<p>Phonics 2 Phonics Zoom 11:30am-Mrs Anderson</p> <p><small>Tuesday</small> https://www.youtube.com/watch?v=7898ThP4k4=56</p> <p>CVC Writing Word Activity She</p> <p>Read it  Say it  Write it </p> <p>bed</p> <p>bed bed</p>	<p>Phonics 3</p> <p><small>Wednesday</small> https://www.youtube.com/watch?v=1D8e18ZWH6A8t15</p> <p>CVC Words Wordsearch</p> <p>s i t o r z k s n e t z</p>	<p>Phonics 4 Phonics Zoom 11:30am-Mrs Anderson</p> <p><small>Thursday</small> https://www.youtube.com/watch?v=08af406Mw4</p> <p>Read and Draw</p> <p>Read the words and draw pictures to illustrate the words.</p> <p>man dog</p>	<p>Phonics 5</p> <p><small>Friday</small> https://www.youtube.com/watch?v=158u4084Q https://www.youtube.com/watch?v=08af406Mw4</p> <p>Balloons Tricky Word Colouring</p> <p>Use the tricky words and colour the balloons using the clues below:</p> <p>Eric: no: the: color: green: orange: blue: purple</p> <p>go the I no to into</p>
<p>Spelling 1</p> <p>Look and say  Look, say and write </p> <p>the</p> <p>to</p>	<p>Spelling 2</p> <p>Write each of the tricky words from Monday into sentences. You can get an adult to write it for you if you need.</p> <p>the to I no go into</p>	<p>Spelling 3</p> <p>OX  US </p>	<p>Spelling 4</p> <p><small>Thursday</small></p> <p>'a' Spelling Act</p> <p>1. Trace over 'a'.</p> <p>2. Just add 'a'.</p>	<p>Spelling 5</p> <p>Spelling Maze</p> <p>Draw lines between the right letters to spell. Write your words on the lines at the end.</p> <p>pat h g a i d</p>
<p>Maths 1</p> <p><small>Monday</small></p> <p>Priority 1  The aim of the learning this week is to support their learning of counting in 2s, using money.</p> <p>Counting in 2s Watch and join in with the videos https://www.youtube.com/watch?v=96nd_RuN20 https://www.youtube.com/watch?v=hae108aW_CM</p> <p>Practical maths These do not all have to be played each week to support counting in 2s, 5s and 10s. So although do not feel you have to do them all, pick and choose for.</p>	<p>Maths 2</p> <p><small>Tuesday</small></p> <p>Priority 1  The aim of the learning this week is to support their learning of counting in 2s, using money.</p> <p>Counting in 2s Watch and join in with the videos https://www.youtube.com/watch?v=96nd_RuN20 https://www.youtube.com/watch?v=hae108aW_CM</p> <p>Practical maths These do not all have to be played each week to support counting in 2s, 5s and 10s. So although do not feel you have to do them all, pick and choose for.</p>	<p>Maths 3 Maths Zoom 11:30am-Mrs Anderson</p> <p><small>Wednesday</small></p> <p>Priority 1  The aim of the learning this week is to support their learning of counting in 2s, using money.</p> <p>Counting in 2s Watch and join in with the videos https://www.youtube.com/watch?v=96nd_RuN20 https://www.youtube.com/watch?v=hae108aW_CM</p> <p>Practical maths These do not all have to be played each week to support counting in 2s, 5s and 10s. So although do not feel you have to do them all, pick and choose for. (The resources, puppets/coins etc. are at the end of it.)</p>	<p>Maths 4</p> <p><small>Thursday</small></p> <p>Priority 1  The aim of the learning this week is to support their learning of counting in 2s, using money.</p> <p>Counting in 2s Watch and join in with the videos https://www.youtube.com/watch?v=96nd_RuN20 https://www.youtube.com/watch?v=hae108aW_CM</p> <p>Practical maths These do not all have to be played each week to support counting in 2s, 5s and 10s. So although do not feel you have to do them all, pick and choose for. (The resources, puppets/coins etc. are at the end of it.) Find/collect objects from around your house (Lego is fine.)</p>	<p>Maths 5</p> <p><small>Friday</small></p> <p>Priority 1  The aim of the learning this week is to support their learning of counting in 2s, using money.</p> <p>Counting in 2s Watch and join in with the videos https://www.youtube.com/watch?v=96nd_RuN20 https://www.youtube.com/watch?v=hae108aW_CM</p> <p>Practical maths These do not all have to be played each week to support counting in 2s, 5s and 10s. So although do not feel you have to do them all, pick and choose for. (The resources, puppets/coins etc. are at the end of it.) Find/collect objects from around your house (Lego is fine.)</p>
<p>Reading 1 Guided reading Zoom 12pm-Miss Kent</p> <p>Complete the follow on task from Miss Kent's zoom session</p> 	<p>Reading 2</p> <p>Read for 10-15 minutes a book of your own or use one of the reading links in the extra resource section on the website.</p> 	<p>Reading 3</p> <p>Read for 10-15 minutes a book of your own or use one of the reading links in the extra resource section on the website.</p> 	<p>Reading 4 Guided reading Zoom 12pm-Miss Collins</p> <p>Complete the follow on task from Miss Collins's zoom session</p> 	<p>Reading 5 Reading Zoom 11:30am-Mrs Anderson</p> <p>Practice the reading skill from Mrs Anderson's zoom session. Read for 10-15 minutes a book of your own or use one of the reading links in the extra resource section on the website.</p> 

<p>Writing 1 Writing Zoom 11:30am-Mrs Anderson Monday Priority 1 ☺ This can be broken in one go. (So that you are aware the characters die.) 1) Listen to Uno's Garden! https://www.youtube.com/wa</p>	<p>Writing 2 Priority 1 ☺ Past tense verbs, ed words, things that happened yesterday. T are used in the story. These verbs do not change when the ed (Others might be - jump, hunt.) play ed</p>	<p>Writing 3 Get creative! Using anything that use) create a creature of your c book to get some ideas. You coul and glue on to card (open out a house that are the right colour take a picture. Lego bricks, you </p>	<p>Writing 4 Priority 1 ☺ Label each part of your head, tail, back, legs, could you label on your</p>	<p>Writing 5 Sentence stems to use. 1) The _____ has 2) _____ have _</p>
<p>Handwriting Letters r, n, m, h, b, p, k and letters c, a, d, g, q, o, e Look at the last piece of writing you did. Which letters need more practise from the clockwise and anti-clockwise letters? Choose 2 to practise. Videos on youtube link https://www.youtube.com/watch?v=sleDXwxDjX8&list=PL4osC6j4qI-Eu8cA2I0bsAO_dnczrkH</p>	<p>Handwriting Letters r, n, m, h, b, p, k and letters c, a, d, g, q, o, e Look at the last piece of writing you did. Which letters need more practise from the clockwise and anti-clockwise letters? Choose 2 to practise. Videos on youtube link https://www.youtube.com/watch?v=sleDXwxDjX8&list=PL4osC6j4qI-Eu8cA2I0bsAO_dnczrkH</p>	<p>Handwriting Letters r, n, m, h, b, p, k and letters c, a, d, g, q, o, e Look at the last piece of writing you did. Which letters need more practise from the clockwise and anti-clockwise letters? Choose 2 to practise. Videos on youtube link https://www.youtube.com/watch?v=sleDXwxDjX8&list=PL4osC6j4qI-Eu8cA2I0bsAO_dnczrkH</p>	<p>Handwriting Letters r, n, m, h, b, p, k and letters c, a, d, g, q, o, e Look at the last piece of writing you did. Which letters need more practise from the clockwise and anti-clockwise letters? Choose 2 to practise. Videos on youtube link https://www.youtube.com/watch?v=sleDXwxDjX8&list=PL4osC6j4qI-Eu8cA2I0bsAO_dnczrkH</p>	<p>Handwriting Letters r, n, m, h, b, p, k and letters c, a, d, g, q, o, e Look at the last piece of writing you did. Which letters need more practise from the clockwise and anti-clockwise letters? Choose 2 to practise. Videos on youtube link https://www.youtube.com/watch?v=sleDXwxDjX8&list=PL4osC6j4qI-Eu8cA2I0bsAO_dnczrkH</p>
<p>Activities to complete during the week</p>				
<p>PE https://www.bbc.co.uk/teach/supermovers https://youtube.com/channel/UCdftYrJg-wuLh_INH5HOMLQ https://www.youtube.com/user/CosmicKidsYoga https://www.youtube.com/watch?v=RYgIVc5Jvjg https://www.youtube.com/watch?v=-Qha14yMQF0 https://www.youtube.com/watch?v=DqAOMrZkht0&list=PLoOc9MOVgduMnQij56Gw5TX7wsGIF7kmv&index=4</p>	<p>PSHE Complete the piece of puzzle of something that makes you happy. Keep it safe as it will be used as a big display in school for everyone to see once we are all back in school together.</p>	<p>Music Have a go at some of the activities on the music sheet in the year 1 section for this week.</p>		

<https://www.youtube.com/watch?v=ymigWt5TOV8&list=PLsLdlyqFC4R5kDIsjwLNwc1RUiH06nEf3>

Joe Wicks PE

Year 1 weekly zoom time table 2021

Monday	Tuesday	Wednesday	Thursday	Friday
Year 1 Writing Zoom 11:30am	Year 1 Phonics Zoom 11:30am	Year 1 Maths Zoom 11:30am	Year 1 Phonics Zoom 11:30am	Year 1 Reading Skills Zoom 11:30am
Year 1 Guided Reading Zoom 12:00			Year 1 Guided Reading Zoom 12:00	
	Deer Whole Class Zoom 10am			Deer Whole Class Zoom 10am
	Foxes Whole Class Zoom 10am			Foxes Whole Class Zoom 10am
		Badgers Whole Class Zoom 9:30am		Badgers Whole Class Zoom 9:30am