

Monday

Priority 1 😊 This can be broken up in smaller chunks, it does not need to be done all in one go. (So that you are aware, on the page at 5.07 minutes into the video, two of the characters die.)

1) Listen to Uno's Garden by Graeme Base.

<https://www.youtube.com/watch?v=lUDc-BxVioU>

If you play it in full screen mode, you are able to see the words better.

2) Using the word cards below, cut them out or make your own, and ask someone to put the **adjectives** around the house, like a treasure hunt.

Shuffle up the **noun** cards.

Turn over the top one and hunt around the house for **adjectives** that start with the same letter as the **noun** you have on your card.

Take the **noun** card with you to check when you find an **adjective**.

(This will also help with matching capital letters with lower case letters.)

Moopaloops

Puddlebutts

Lumpybums

Snagglebites

Snortlepig

Gongalopes

Frinklepods

Flipperflaps

Pricklebacks

large

mumbling

small

gloomy

little

polite

scaly

fumbling

puffy

glittering

soggy

smelly

foolish

magical

lazy

posh

fussy

grumpy

lonely

pretty

soft

giant

Priority 2 (Have a go if you feel confident and are able to.)

Have a go at writing a sentence for one of the creatures card you have matched.

Example:

Match cards with the same first letter, letter s.

<p><u>s</u>oft</p>	<p><u>S</u>nortlepig</p>
--------------------	--------------------------

Sentence.

The Snortlepig is soft.

Tuesday

Priority 1 😊

Past tense **verbs**, **ed** words, things that happened yesterday. These verbs are used in the story. These **verbs** do not change when the ed is added. (Others might be- jump, hunt.)


play	ed
look	ed
count	ed
watch	ed

Wednesday Priority 1 😊

Get creative! Using anything that you have in the house (and are allowed to use!) create a creature of your own. Have a look at the creatures in the book to get some ideas. You could use junk modelling items, dried pasta and glue on to card (open out a cereal box) you could use items from the house that are the right colour make a model of the creature and then take a picture, Lego bricks, you could draw/paint/collage your creature.



Here are few ideas.



Year 1 Group 2 Writing Week 6-8th Feb

Priority 2 (Have a go if you feel confident and are able to.)

Once you have created your creature give them a name, use the names from the book to give you some ideas. Use an **adjective** and a **noun** for the name.

Example:

Gallop **Gungglefuzz**

Sloppy **Sniffleflop**

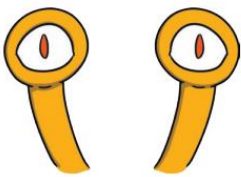
Thursday (We do not expect the children to know or use all of the words on the resources today. They are there to help support you and your child with ideas.)

Priority 1 😊

Label each part of your creature with **nouns**.

head, tail, back, legs, ears, eyes, tummy, nose, mouth, teeth. What else could you label on your creature?

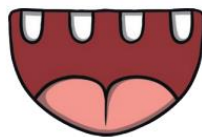
Monster Features



eyes



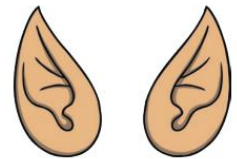
nose



mouth



tusks



ears



horn



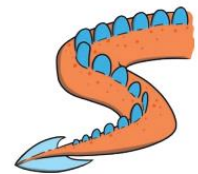
legs



tentacles



claws




tail



wings



spikes



scales



fur



feathers

Imaginary Creatures



eyes



nose



horns



ears



claws



mouth



teeth



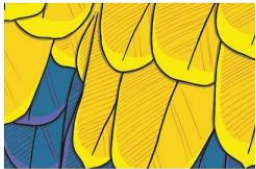
paws




wings



tail



feathers



scales



fur



hair

Priority 2 (Have a go if you feel confident and are able to.)

Try to add an **adjective** for each part (**noun**) you have labelled.

sharp teeth, **soft fur**.



Monster Adjectives

Size
tiny
small
miniscule
miniature
huge
enormous
gigantic
colossal
tall
short

Patterns
stripy
spotty
checked
speckled

Colour
red
orange
yellow
green
blue
purple
pink
grey
brown
black
white
multicoloured

Shape
round
square
long
pointy

Personality
scary
mean
grumpy
fearsome
ferocious
unfriendly
aggressive
terrifying
greedy
kind
friendly
caring
smiley
excitable
interesting
special
cute
adorable

Friday

Priority 1 😊

Write some sentences about your creature using the sentence stems below.

Remember for each sentence use:

Capital letters

Finger spaces

Full stops

Sentence stems to use.

1) The _____ has a _____.

2) _____ have _____.

3) The _____.

Examples:

1) The soft Snortlepig has a long nose.

2) Soft Snortle pigs have sharp teeth.

3) The soft Snortlepig looked.

Extra ideas

*Label objects (**nouns**) around your house. Example stairs, sandals, socks, table, bag.

*Play as a game- pick an object. Each person writes/says as many **adjectives** that could describe the object as possible.

Example: **noun** chosen is **teddy**

Adjectives could be

Cuddly, soft, brown, cute.

Once you have as many as you can think of, choose the best adjective to describe the object.

Example **cute teddy**