









| Monday | Tuesday | Wednesday | Thursday | Friday | | | | | | | | | | | | | | | | | | | | | |
|--|---|---|--|--|---------|------|-----|-------|-------|-------|-----|------|--|--|--|--|--|--|------|--|--|--|--|--|--|
| <p>Zoom time table for year 1 zooms below. Details sent via MME</p> | | | | | | | | | | | | | | | | | | | | | | | | | |
| <p>Phonics 1 Youtube video Monday-tricky words https://www.youtube.com/watch?v=sleDXwxDjX8&list=PL4osC5s6j4qI-Eu8cA2l0bsAO_dnczrkH</p> | <p>Phonics 2 Phonics Zoom 11:30am-Miss Kent Sounds –ee, ea and ey https://www.youtube.com/watch?v=sleDXwxDjX8&list=PL4osC5s6j4qI-Eu8cA2l0bsAO_dnczrkH</p> | <p>Phonics 3 Sounds – ee, ea and ey https://www.youtube.com/watch?v=sleDXwxDjX8&list=PL4osC5s6j4qI-Eu8cA2l0bsAO_dnczrkH</p> | <p>Phonics 4 Phonics Zoom 11:30am-Mrs Anderson Sounds –or, aw and au https://www.youtube.com/watch?v=sleDXwxDjX8&list=PL4osC5s6j4qI-Eu8cA2l0bsAO_dnczrkH</p> | <p>Phonics 5 Sounds – or, aw and au https://www.youtube.com/watch?v=sleDXwxDjX8&list=PL4osC5s6j4qI-Eu8cA2l0bsAO_dnczrkH</p> | | | | | | | | | | | | | | | | | | | | | |
| <p>Spelling 1</p>  | <p>Spelling 2</p> <p>Tuesday</p> <p>Find and Write the 'ue' Words</p>  | <p>Spelling 3</p> <p>Wednesday</p> <p>https://spellingframe.co.uk/spelling-rule/134/21-ew</p>  | <p>Spelling 4</p> <p>Find and Write the 'ew' Words</p>  | <p>Spelling 5</p> <p>Look, Say, Cover, Write and C</p> <p>Tick the columns as you follow the instructions from left to right. Tick a word in the 'write' column. If you spell the word incorrectly, write it again below.</p> <table border="1" data-bbox="1751 641 1953 705"> <tr> <td>Tuesday</td> <td>look</td> <td>say</td> <td>cover</td> <td>write</td> <td>check</td> <td>con</td> </tr> <tr> <td>blue</td> <td></td> <td></td> <td></td> <td></td> <td></td> <td></td> </tr> <tr> <td>tree</td> <td></td> <td></td> <td></td> <td></td> <td></td> <td></td> </tr> </table> | Tuesday | look | say | cover | write | check | con | blue | | | | | | | tree | | | | | | |
| Tuesday | look | say | cover | write | check | con | | | | | | | | | | | | | | | | | | | |
| blue | | | | | | | | | | | | | | | | | | | | | | | | | |
| tree | | | | | | | | | | | | | | | | | | | | | | | | | |
| <p>Maths 1</p> <p>This week you are going to be learning about time and how to tell the time. Cut up the activities and sort them into how long it takes.</p>  | <p>Maths 2</p> <p>Wednesday Priority 1</p> <p>Cut out and make your own clock. Watch the video telling you how to make each of the hands. If you forget which hand is which, rewind the video & try yourself.</p> <p>https://www.youtube.com/watch?v=5i8Ede4e03k&list=PL4osC5s6j4qI-Eu8cA2l0bsAO_dnczrkH</p> <p>Practice telling the time to the o'clock using the clock you have made.</p> <ol style="list-style-type: none"> 1) Ask an adult to put an o'clock time on the clock and to tell you what time it is. 2) Ask an adult to tell you an o'clock time then set the clock to that time. | <p>Maths 3</p> <p>Maths Zoom 11:30am-Mrs Anderson</p> <p>Wednesday Priority 1</p> <p>Watch the half-past telling the time video on the clock (that you made yesterday) to make each hand. If you forget which hand is which, rewind the video & try yourself.</p> <p>https://www.youtube.com/watch?v=5i8Ede4e03k&list=PL4osC5s6j4qI-Eu8cA2l0bsAO_dnczrkH</p> <p>Practice telling the time to the half past using the clock you have made.</p> <ol style="list-style-type: none"> 1) Ask an adult to put a half past time on the clock and to tell you what time it is. | <p>Maths 4</p> <p>Thursday Priority 1</p> <p>Circle the correct time for each of the clocks. Once you have a go at making the other times with the clock you made.</p>  | <p>Maths 5</p> <p>Friday Priority 1</p> <p>Time Forwards and Backwards</p>  | | | | | | | | | | | | | | | | | | | | | |
| <p>Reading 1 Guided reading Zoom 12pm-Miss Kent Complete the follow on task from Miss Kent's zoom session Read for 10-15 minutes a book of your own, the one sent home via MME or use one of</p> | <p>Reading 2 Reading comprehension/ Yr1 reading challenge. Read for 10-15 minutes a book of your own, the one sent home via MME or use one of the reading links in the extra</p> | <p>Reading 3 Reading comprehension/ Yr1 reading challenge. Read for 10-15 minutes a book of your own, the one sent home via MME or use one of the reading links in the extra</p> | <p>Reading 4 Guided reading Zoom 12pm-Miss Collins Complete the follow on task from Miss Collin's zoom session Read for 10-15 minutes a book of your own, the one sent home via MME or use one of</p> | <p>Reading 5 Reading Zoom 11:30am-Mrs Anderson Practice the reading skill from Mrs Anderson's zoom session when reading. Read for 10-15 minutes a book of your own, the one sent home via MME or use one of</p> | | | | | | | | | | | | | | | | | | | | | |

| | | | | | | | | |
|---|--|---|--|---|--------------------|---|--|---|
| <p>the reading links in the extra resource section on the website.</p> | <p>resource section on the website.</p> | <p>resource section on the website.</p> | <p>the reading links in the extra resource section on the website.</p> | <p>the reading links in the extra resource section on the website.</p> | | | | |
| <p>Writing 1 Writing Zoom 11:30am-Miss Kent https://www.youtube.com/watch?v=sleDXwxDjX8&list=PL4osC6j4qI-Eu8cA2IObsAO_dnczrkH</p> | <p>Writing 2 Tuesday Priority 1 Collect nouns (objects, people, places) from the yesterday. Add adjectives (words that describe each of the nouns. Try to find at least one noun and adjective for Retell the story using the nouns and adjectives written down.</p> <table border="1" data-bbox="515 391 705 478"> <tr> <td>Adjective tall</td> <td>Noun liah</td> </tr> </table> | Adjective tall | Noun liah | <p>Writing 3 For each of the characters, write down verbs (action/d words) for what they do.</p> <table border="1" data-bbox="929 311 1153 438"> <tr> <td>Verb flv</td> <td>Noun (character person) seaoul</td> </tr> </table> | Verb flv | Noun (character person) seaoul | <p>Writing 4 Thursday Priority 1 Using the pictures that you ordered on Monday story in your own words. Use the nouns, adjectives you have collected during the week. Use your sandwich to place of the mustard sandwich. Challenges: Must must be included Shen have a go at including Gold challenge yourself to try to include Remember to included: Capital letter at the start of each Full stop at the end of each se</p> | <p>Writing 5 Friday Priority 1 Check and edit your story writing from yesterday. You need to re-read your story from yesterday and so that you have used the following correctly. If you have missed any of them correct your writing. Use a different colored pen to show your corrections, as in school with your purple pen. Have I included: Yes/No Capital letter at the start of each sentence Full stop at the end of each sentence Proper nouns highlighted</p> |
| Adjective tall | Noun liah | | | | | | | |
| Verb flv | Noun (character person) seaoul | | | | | | | |
| <p>Handwriting l, i, x, z, v, w Practise a row of each letter each day. (Videos on the year 1 youtube) https://www.youtube.com/watch?v=sleDXwxDjX8&list=PL4osC6j4qI-Eu8cA2IObsAO_dnczrkH</p> | <p>Handwriting l, i, x, z, v, w Practise a row of each letter each day. (Videos on the year 1 youtube playlist) https://www.youtube.com/watch?v=sleDXwxDjX8&list=PL4osC6j4qI-Eu8cA2IObsAO_dnczrkH</p> | <p>Handwriting l, i, x, z, v, w Practise a row of each letter each day. (Videos on the year 1 youtube playlist) https://www.youtube.com/watch?v=sleDXwxDjX8&list=PL4osC6j4qI-Eu8cA2IObsAO_dnczrkH</p> | <p>Handwriting l, i, x, z, v, w Practise a row of each letter each day. (Videos on the year 1 youtube playlist) https://www.youtube.com/watch?v=sleDXwxDjX8&list=PL4osC6j4qI-Eu8cA2IObsAO_dnczrkH</p> | <p>Handwriting l, i, x, z, v, w Practise a row of each letter each day. (Videos on the year 1 youtube playlist) https://www.youtube.com/watch?v=sleDXwxDjX8&list=PL4osC6j4qI-Eu8cA2IObsAO_dnczrkH</p> | | | | |
| <p>Activities to complete during the week</p> | | | | | | | | |
| <p>PE Watch the video and join in with Jack's PE https://www.bbc.co.uk/teach/supermovers https://youtube.com/channel/UCdftYrJg-wuLh_INH5HOMLQ https://www.youtube.com/user/CosmicKidsYoga https://www.youtube.com/watch?v=RYgIVc5Jvjg https://www.youtube.com/watch?v=-Qha14yMQFO</p> | <p>PSHE Complete the piece of puzzle of something that makes you happy. Keep it safe as it will be used as a big display in school for everyone to see once we are all back in school together.</p> | <p>Music Have a go at some of the activities on the music sheet in the year 1 section for this week.</p> | <p>Science Science - Spring 2 Ourselves This half term in Science we are learning all about our bodies and what different parts are used for, with a focus on the five senses (hearing, sight, smelling, touch and tasting). Every half term we also do one lesson on the seasons and weather, as it changes throughout the year. Session 1 (seasons) Questions to discuss Do you remember the Autumn collage you made using leaves?</p>  | | | | | |

<https://www.youtube.com/watch?v=DqAOMrZkht0&list=PLoOc9MOVgduMnQij56Gw5TX7wsGIF7kmv&index=4>

<https://www.youtube.com/watch?v=ymigWt5TOV8&list=PLsLdlyqFC4R5kDIsjwLNwc1RUiH06nEf3>

| Monday | Tuesday | Wednesday | Thursday | Friday |
|---|--|--|---|---|
| Year 1 Writing Zoom 11:30am | Year 1 Phonics Zoom 11:30am | Year 1 Maths Zoom 11:30am | Year 1 Phonics Zoom 11:30am | Year 1 Reading Skills Zoom 11:30am |
| Year 1 Guided Reading Zoom 12:00 | | | Year 1 Guided Reading Zoom 12:00 | |
| | Deer Whole Class Zoom 12am | | | Deer Whole Class Zoom 12am |
| | Foxes Whole Class Zoom 10am | | | Foxes Whole Class Zoom 10am |
| | | Badgers Whole Class Zoom 9:30am | | Badgers Whole Class Zoom 9:30am |

