

Monday

Priority 1 😊 Watch and listen to The Lighthouse keeper's lunch

<https://www.youtube.com/watch?v=PLOHqft8LTs>

Re-listen to the story and or read the story (pdf version)


This week you are going to retell the story in your own words, changing the mustard sandwiches in the story for your disgusting sandwich you created last week.

Put the pictures below in the order they come in the story. (You can replace the mustard sandwiches with a picture of your own disgusting sandwich from last week.)

You will be writing the story towards the end of the week, there are a couple of templates at the end to show how to set out the pictures to make the writing of the story easier.

Once you have ordered the pictures, retell the story to your adult. Try to make your retelling interesting by including as much detail as possible.

Example:



The seagulls did not like the mustard sandwiches.

Or

The hungry seagulls were surprised when they bit into the mustard sandwiches. Yuk! These are disgusting! said the hungry seagulls. The angry seagulls flew away hungry.



A Mixed Seafood Salad



A Lighthouse Sandwich



Peach Surprise



Sea, Sea Biscuits




Cold Chicken Game




Sausages and Gyoza



Drinks and Assorted Fruit





Priority 2 (Have a go if you feel confident and are able to.)

Not all of the pictures from the book were used for re-ordering. Draw any of the missing pictures and see if you can include these in your retelling of the story.

Tuesday **Priority 1** 😊

Collect **nouns** (objects, people, places) from the pictures used yesterday.
Add **adjectives** (words that describe the **nouns**) for each of the **nouns**.

Try to find at least one **noun** and **adjective** for each picture.

Retell the story using the **nouns** and **adjectives** you have written down.

Adjective	Noun
tall	lighthouse

Wednesday Priority 1 😊

Make stick puppets using the cut outs or make your own characters. For the puppet sticks you could use lollipop sticks, straws or pencils to stick the puppets on to.

For each of the characters, write down **verbs** (action/doing words) for what they do.

Verb	Noun (character-person)
fly	seagull

Thursday **Priority 1** 😊

Using the pictures that you ordered on Monday, rewrite the story in your own words. Use the **nouns**, **adjectives** and **verbs** you have collected during the week. Use your own disgusting sandwich in place of the mustard sandwich.

Challenges:

Bronze-must be included.

Silver-have a go at including.

Gold-challenge yourself to try to include.

Remember to included:
Capital letter at the start of each sentence.
Full stop at the end of each sentence.
Finger spaces between each word.
Adjectives for each noun.
The conjunction and.
An exclamation mark !
A questions mark ?
The conjunction because.

Friday Priority 1 😊

Check and edit your story writing from yesterday.

You need to re-read your story from yesterday and make sure that you have used the following correctly.

If you have missed any of them correct your writing. You could use a different coloured pen to show your corrections, like you do in school with your purple polishing pen,

Have I included:	Yes/No	Corrected
Capital letter at the start of each sentence.		
Full stop at the end of each sentence.		
Finger spaces between each word.		
Adjectives for each noun.		
The conjunction and.		
An exclamation mark !		
A questions mark ?		
The conjunction because.		

Priority 2 (Have a go if you feel confident and are able to.)


Have a go at writing your own story using the ideas below. Draw pictures of your story, then write each part of the story next to or under the picture.


Setting - the lighthouse and / or the cottage.


Characters - Mr & Mrs Grinling, maybe Hamish, plus any other new characters you want to include.


Problem - what problem do the Grinlings have this time?


Solution - how will they try (and fail) to solve the problem, and how will they finally solve it?











Extra ideas

Read a story then see how much of it you can retell.

Draw a picture with lots happening in it, then tell a story to go with the picture.

Using the characters from your favourite story-tell a new story with the characters in it.