





Progression of skills: DT

Programme of study: moving pictures

Programme of study: moving pictures		
Year 1	Year 2	Progression for Greater Depth and Mastery
<p>I can say how my picture will move</p> <p>I can select from a range of techniques (split pin, lever, slider), explaining my choices.</p> <p>I can assemble, join and combine materials and components.</p> <p>I can start to measure, mark out, cut and shape materials and components</p> <p>I can make simple judgements about my picture.</p>	<p>I can develop and communicate my ideas by discussing or drawing a plan</p> <p>I can select from a range of techniques (split pin, lever, slider, cam, driver) according to their characteristics</p> <p>I can measure, mark out, cut and shape materials and components with some accuracy</p> <p>I can suggest how my products could be improved</p> <p>I can say what I like and dislike about products</p>	<p>I can use finishing techniques to conceal the mechanisms or joins.</p>
<p>Vocabulary Split pin, pivot, spin, lever, slider, moving part</p> 	<p>Vocabulary Spin, pivot, split pin, lever, slider, cams, followers, drivers, moving picture</p>	<p>Vocabulary</p>
Awareness of EYFS links		

Development Matters Area	Development Matters Statement
Expressive arts and design: Exploring and using media and materials	<p>Realises tools can be used for a purpose. Uses simple tools and techniques competently and appropriately. Selects tools and techniques needed to shape, assemble and join materials they are using.</p> 

Programme of study: Construction and joining		
Year 1 Focus: Homes/Fairytale Houses	Year 2 Focus: Great Fire Of London	Progression for Greater Depth and Mastery
I can say how my product will work I can say how I will make my product suitable for the intended users	I can develop and communicate my ideas by discussing or drawing a plan I can use simple design criteria to help develop my ideas	I can use finishing techniques to conceal the mechanisms or joins.

<p>I can use my knowledge of existing products to help come up with ideas</p> <p>I can select from a range of tools and equipment, explaining my choices.</p> <p>I can assemble, join and combine materials and components</p> <p>I can start to measure, mark out, cut and shape materials and components</p> <p>I can make simple judgements about my products and ideas</p> 	<p>I can select from a range of materials and components according to their characteristics</p> <p>I can measure, mark out, cut and shape materials and components with some accuracy</p> <p>I can suggest how my products could be improved</p> <p>I can say what I like and dislike about products</p> 	
--	---	--

<p>Vocabulary Join, material, combine, measure</p>	<p>Vocabulary Flange, tabs, slots, join, material, cut, insert, combine, measure</p>	<p>Vocabulary</p>
---	---	--------------------------

Awareness of EYFS links

Development Matters Area	Development Matters Statement
<p>Expressive arts and design: Exploring and using media and materials</p>	<p>Uses various construction materials. Beginning to construct, stacking blocks vertically and horizontally, making enclosures and creating spaces. Joins construction pieces together to build and balance. Realises tools can be used for a purpose. Constructs with a purpose in mind, using a variety of resources. Uses simple tools and techniques competently and appropriately.</p>

